

# General Information

Ordered by : \_\_\_\_\_

Phone: \_\_\_\_\_

Patient's Name: \_\_\_\_\_

BILLING: P.O. Number \_\_\_\_\_

Townsend Account Number: \_\_\_\_\_

Bill To: \_\_\_\_\_

Address: \_\_\_\_\_

City: \_\_\_\_\_

State: \_\_\_\_\_ Zip Code: \_\_\_\_\_ Country: \_\_\_\_\_

Phone: \_\_\_\_\_ Fax: \_\_\_\_\_

Ship To: \_\_\_\_\_

Address: \_\_\_\_\_

City: \_\_\_\_\_

State: \_\_\_\_\_ Zip Code: \_\_\_\_\_ Country: \_\_\_\_\_

Phone: \_\_\_\_\_ Attention: \_\_\_\_\_

**Fit Date: If known, please indicate the date you are scheduled to fit the patient:** \_\_\_\_\_

### Shipping Preference:

Ground  2-Day P.M.  2-Day A.M.

Next Day P.M.  Next Day A.M.

(If no preference is indicated, this brace will be shipped 2 Day P.M.)

**Note:** We do not ship new or repaired braces directly to patients.

# Sizing Reference

### X-Small

6" above: 12.5" to 15.5" 6" below: 11" to 12.5" M-L width: 3" to 3.5"

### Small

6" above: 15.5" to 18.5" 6" below: 12.25" to 13.75" M-L width: 3.5" to 4"

### Medium

6" above: 18.5" to 21" 6" below: 13.25" to 15" M-L width: 4" to 4.5"

### Large

6" above: 21" to 23.5" 6" below: 14.25" to 15.75" M-L width: 4.5" to 5"

### X-Large

6" above: 23.5" to 25" 6" below: 15" to 17" M-L width: 5" to 5.5"

### XX-Large (Pro model only)

6" above: 25" to 28" 6" below: 17" to 19" M-L width: 5.5" to 6"

# Ordering Instructions

Please complete and fax this form to 800.798.2722 (24-hours a day). If you are calling in your order, this form indicates the options and information that will be required by our staff. For phone orders, please call 800.700.2722 between 7:00 a.m. and 4:00 p.m. (PST).

# Rebel Series Ligament Knee Braces

\*Indicates additional charges apply

### Model

#### Rebel

ACL

Combined

#### Rebel Pro

ACL

Combined

#### Rebel Lite

(only available in 13" length)

ACL

Combined

Leg  Right  Left

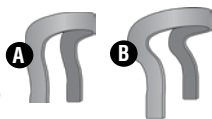
Thigh Shell Length  7 inch  8 inch

Tibia Shell Length  6 inch  7 inch  8 inch

### Thigh Shell

Standard Thigh (A)

MC Thigh (B) (Pro Model Only)



TM5+ Hinges (includes extension stop kit)

Optional Flexion Stop Kit\*

Add optional extension assist bands/posts\* (Pro Model Only)

### Color

Standard colors in stock

Argento Gray  Textured Black

Non-stock colors, brace may ship next business day

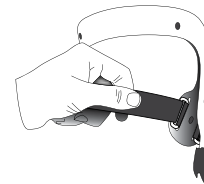
Bengal Silver  Bengal Yellow  Bengal White

Gloss Black  Electric Blue  Sky Blue  Violet

Candy Green  Sparkle Copper  Sparkle Red

### CS Package\*

Semi-rigid padded inserts attached inside the thigh shell for dynamic compression and enhanced suspension



### Brace Cover\*

Posterior Closure Style  Pull On Style

Color:  Black  Blue

### Undersleeves\*

18" Cotton  18" Neoprene  22" Neoprene

### Thigh Sleeves\*

1/8 Atrophy Thigh Sleeve  1/16 Comfort Thigh Sleeve

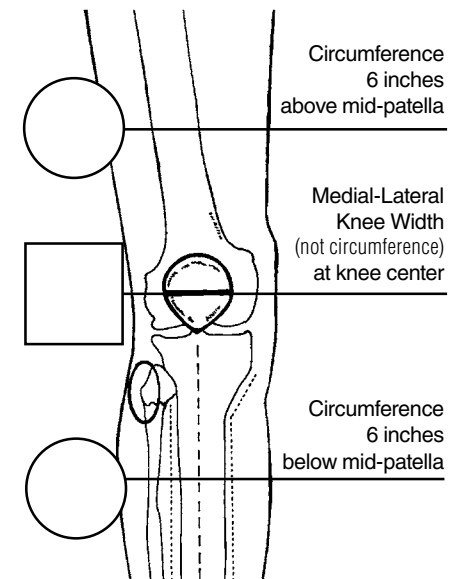
Special Instructions: \_\_\_\_\_

\_\_\_\_\_  
\_\_\_\_\_

If your patient has proportional leg sizing (see sizing reference, above) or if you are ordering a brace for stock inventory please select from the size options. However, if you would prefer to have Townsend customize the assembly of your patient's brace at no addition charge please provide leg measurements beside the illustration, below.

Size  X-Small  Small  Medium  Large  
 X-Large  XX-Large (Pro model only)

3 MEASUREMENTS: "CUSTOMIZED"  
ASSEMBLY (NO ADDED CHARGE)



Circumference  
6 inches  
above mid-patella

Medial-Lateral  
Knee Width  
(not circumference)  
at knee center

Circumference  
6 inches  
below mid-patella

## Townsend Design

4615 Shepard St., Bakersfield, CA, 93313

Phone: 800.432.3466 or 661.837.1795; Fax: 800.798.2722